

Iraq Stock Exchange

Bulletin No (57)



سوق العراق للاوراق المالية
IRAQ STOCK EXCHANGE

ISX Trading Indices of Monday 6/4/2026

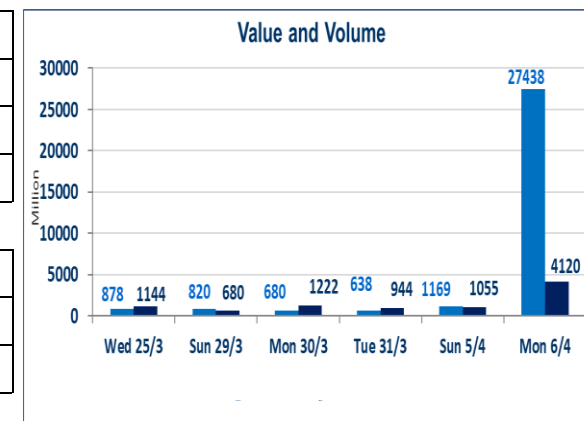
Traded Volume and OTC	27,438,402,858
-----------------------	----------------

Traded Value and OTC	4,120,984,645
----------------------	---------------

Traders	1216
---------	------

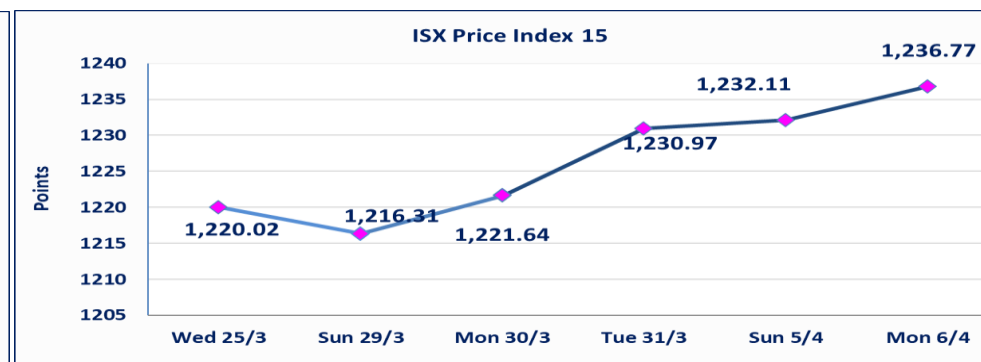
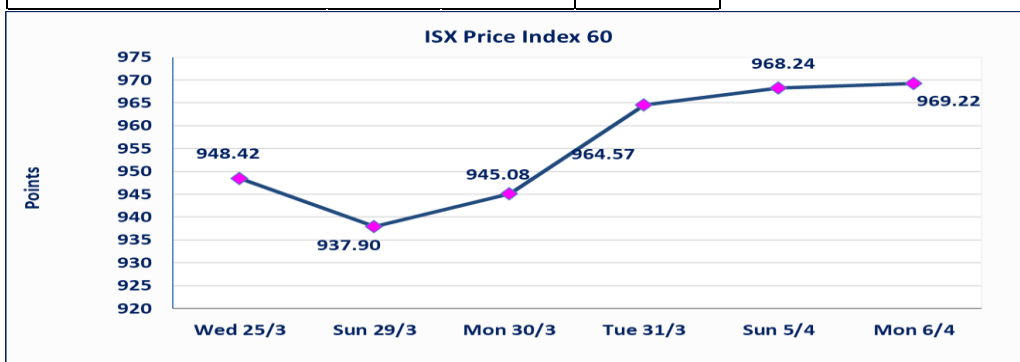
ISX Index 60	969.22
Previous ISX Index60	968.24
Change %	0.10
Change	0.98

ISX Index 15	1236.77
Previous ISX Index15	1232.11
Change %	0.38
Change	4.66



Listed Companies	104	OTC	14
Traded Listed Companies	51	OTC	2
GAM Companies	4		
Suspended Companies	10		

Non Traded listed	39	OTC	12
Higher Companies	12		
Lower Companies	17		



special orders	Noor Al-Wamidh Brokerage Company executed a deliberate cross order on the shares of Erbil Bank with a number of shares (26,500,000,000) shares with a value of (2,915,000,000) IQD, during the additional session time (after 1 pm) in accordance with the procedures for executing large transactions.
----------------	---

ISX top gaining and losing companies

Monday 6/4/2026

Gainers

Company Name	Closing Price	Change (%)	Traded Volume
Middle East Bank	0.070	16.67	143,857,792
Sumer Commercial Bank	0.180	5.88	304,996,558
Ashur International Bank	0.240	4.35	5,700,000
Babil Animal & Vegetable Product	7.200	3.60	309,263
National Bank of Iraq	4.860	1.67	52,748,163

Losers

Company Name	Closing Price	Change (%)	Traded Volume
Iraqi Carton Manufactories	2.470	-4.63	1,493,392
Rehab Karbalaa	0.630	-4.55	302,453
Modern Construction Materials	1.300	-4.41	173,635
Dar Al-Salam for Insurance	0.760	-3.80	467,937
Al-Ameen Estate Investment	1.840	-2.65	207,050

The most active companies in term of traded volume and value

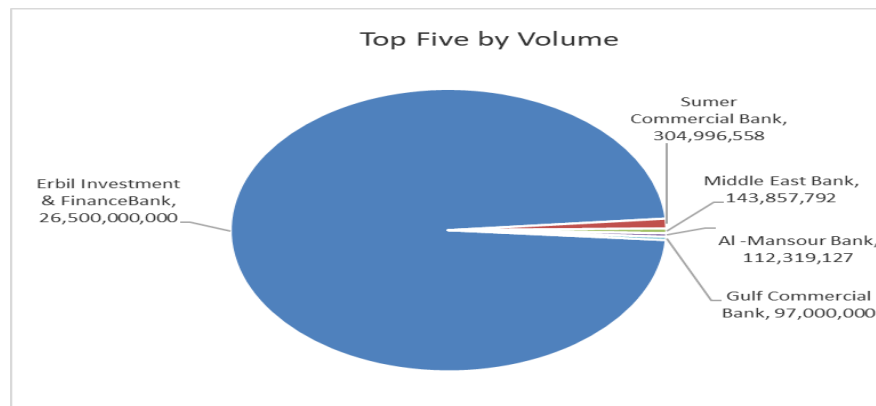
Traded Volume

Company Name	Closing Price	Change (%)	Traded Volume
Erbil Investment & FinanceBank	0.110	0.00	26,500,000,000
Sumer Commercial Bank	0.180	5.88	304,996,558
Middle East Bank	0.070	16.67	143,857,792
Al -Mansour Bank	1.640	0.61	112,319,127
Gulf Commercial Bank	0.340	0.00	97,000,000

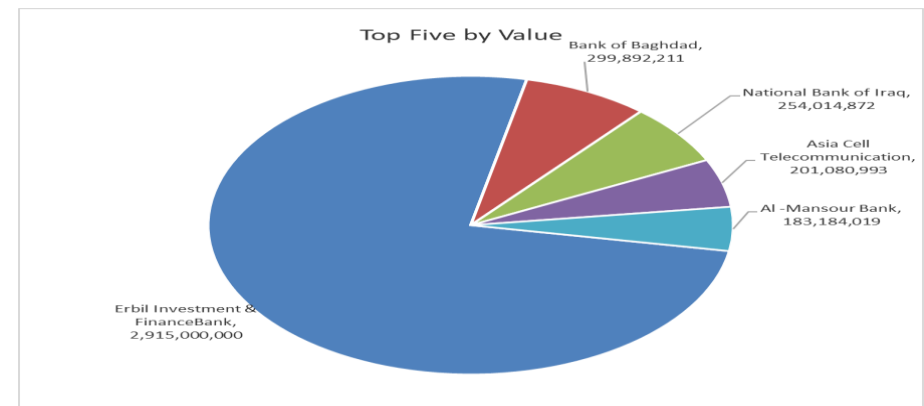
Traded Value

Company Name	Closing Price	Change (%)	Traded Value
Erbil Investment & FinanceBank	0.110	0.00	2,915,000,000
Bank of Baghdad	3.450	-0.86	299,892,211
National Bank of Iraq	4.860	1.67	254,014,872
Asia Cell Telecommunication	15.000	0.40	201,080,993
Al -Mansour Bank	1.640	0.61	183,184,019

Top Five by Volume



Top Five by Value



Regular Market Bulletin No (57)



Company Name	Code	opening Price	highest price	lowest price	Average price	Prev Average price	Closing Price	prev closing price	change (%)	No.of Trades	Traded Volume	Traded Value
Banks Sector												
Ashur International Bank	BASH	0.240	0.240	0.240	0.240	0.230	0.240	0.230	4.35	6	5,700,000	1,368,000
Bank of Baghdad	BBOB	3.480	3.520	3.450	3.490	3.440	3.450	3.480	-0.86	202	85,950,953	299,892,211
Commercial Islamic Bank of Iraq	BCOI	0.650	0.670	0.650	0.660	0.660	0.670	0.660	1.52	15	10,353,885	6,782,677
Economy Bank	BEFI	0.220	0.220	0.220	0.220	0.220	0.220	0.220	0.00	5	6,157,000	1,354,540
Gulf Commercial Bank	BGUC	0.340	0.340	0.340	0.340	0.340	0.340	0.340	0.00	12	97,000,000	32,980,000
Investment Bank of Iraq	BIBI	0.210	0.210	0.210	0.210	0.210	0.210	0.210	0.00	4	9,422,536	1,978,733
Iraqi Islamic Bank	BIIB	1.000	1.000	1.000	1.000	1.000	1.000	1.000	0.00	7	1,224,000	1,224,000
Middle East Bank	BIME	0.060	0.070	0.060	0.070	0.060	0.070	0.060	16.67	14	143,857,792	10,060,045
Mosul Bank For Investment	BMFI	0.140	0.140	0.140	0.140	0.140	0.140	0.140	0.00	4	4,000,000	560,000
Al -Mansour Bank	BMNS	1.630	1.640	1.620	1.630	1.630	1.640	1.630	0.61	202	112,319,127	183,184,019
National Bank of Iraq	BNOI	4.800	4.860	4.800	4.820	4.800	4.860	4.780	1.67	186	52,748,163	254,014,872
Al-Taif Islamic Bank	BTIB	0.670	0.670	0.670	0.670	0.670	0.670	0.670	0.00	2	29,227	19,582
United Bank	BUND	0.050	0.050	0.050	0.050	0.050	0.050	0.050	0.00	19	15,100,139	755,007
Total of Banks Sector										678	543,862,822	794,173,686
Telecommunication Sector												
Asia Cell Telecommunication	TASC	14.940	15.000	14.940	14.980	14.940	15.000	14.940	0.40	113	13,421,361	201,080,993
Al-Khatam Telecom	TZNI	3.580	3.580	3.580	3.580	3.600	3.580	3.600	-0.56	4	23,744	85,004
Total of Telecommunication Sector										117	13,445,105	201,165,996
Insurance Sector												
Al-Ameen for Insurance	NAME	0.890	0.900	0.890	0.900	0.900	0.900	0.890	1.12	10	1,290,907	1,161,807
Dar Al-Salam for Insurance	NDSA	0.790	0.790	0.760	0.780	0.790	0.760	0.790	-3.80	2	467,937	364,041
Total of Insurance Sector										12	1,758,844	1,525,847
Service Sector												
Baghdad -Iraq Transportation	SBPT	22.970	23.000	22.700	22.920	22.630	22.700	22.950	-1.09	16	268,371	6,151,491
Kharkh Tour Amuzement City	SKTA	4.300	4.300	4.290	4.290	4.290	4.290	4.290	0.00	23	191,365	821,365
Mamoura Realestate	SMRI	3.200	3.200	3.180	3.180	3.210	3.200	3.200	0.00	8	126,748	403,594
AL-Nukhba for Construction	SNUC	0.740	0.740	0.740	0.740	0.740	0.740	0.740	0.00	1	1,343	994
Rehab Karbalaa	HKAR	0.630	0.630	0.630	0.630	0.660	0.630	0.660	-4.55	4	302,453	190,545
Total of Service Sector										52	890,280	7,567,989
Industrial Sector												
Baghdad Soft Drinks	IBSD	5.940	5.970	5.940	5.960	5.940	5.950	5.930	0.34	70	13,281,893	79,158,856
Iraqi Date Processing and Marke	IIDP	2.450	2.450	2.450	2.450	2.450	2.450	2.450	0.00	5	200,405	490,992
Iraqi For Tufted Carpets	IITC	18.000	18.000	18.000	18.000	18.000	18.000	18.000	0.00	1	12,036	216,648
Al -Khazer Construction Material	IKHC	1.280	1.310	1.280	1.280	1.260	1.280	1.280	0.00	5	1,754	2,251
Al-Kindi of Veterinary Vaccines	IKLV	2.540	2.540	2.520	2.520	2.560	2.520	2.540	-0.79	2	1,695	4,279
Al-Mansour Pharmaceuticals Ind	IMAP	2.130	2.150	2.130	2.140	2.120	2.150	2.130	0.94	44	12,758,137	27,239,729
Ready Made Clothes	IRMC	2.300	2.300	2.300	2.300	2.300	2.300	2.300	0.00	1	432	994
Total of Industrial Sector										128	26,256,352	107,113,749
Hotels Sector												
Baghdad Hotel	HBAG	11.700	11.700	11.700	11.700	11.580	11.700	11.580	1.04	1	1,000	11,700
Ishtar Hotels	HISH	9.050	9.050	9.000	9.000	9.050	9.000	9.050	-0.55	5	226,435	2,038,075
Mansour Hotel	HMAN	49.000	51.000	49.000	50.000	51.000	51.000	51.000	0.00	3	40,307	2,015,257
National for Tourist Investment	HNTI	9.250	9.250	9.250	9.250	9.250	9.250	9.250	0.00	1	107	990
Al-Sadeer Hotel	HSAD	23.000	23.000	23.000	23.000	23.000	23.000	23.000	0.00	1	432	9,936
Total of Hotels Sector										11	268,281	4,075,958
Agricultural Sector												
Babil Animal & Vegetable Produ	ABAP	7.000	7.200	6.900	7.090	6.950	7.200	6.950	3.60	17	309,263	2,191,898
Middle East for Production- Fish	AMEF	5.990	5.990	5.990	5.990	5.990	5.990	5.990	0.00	4	2,665	15,963
Total of Agricultural Sector										21	311,928	2,207,861
Total Of Regular										1,019	586,793,612	1,117,831,086

Second Platform Market Bulletin No (57)



Company Name	Code	opening Price	highest price	lowest price	Average price	Prev Average price	Closing Price	prev closing price	change (%)	No.of Trades	Traded Volume	Traded Value
Banks Sector												
Erbil Investment & FinanceBank	BERI	0.110	0.110	0.110	0.110	0.110	0.110	0.110	0.00	2	26,500,000,000	2,915,000,000
Al-Ataa Islamic Bank	BLAD	0.100	0.100	0.100	0.100	0.100	0.100	0.100	0.00	2	315,000	31,500
Credit Bank Of Iraq	BROI	0.600	0.600	0.590	0.590	0.600	0.590	0.600	-1.67	2	6,398	3,794
Total of Banks Sector										6	26,500,321,398	2,915,035,294
Insurance Sector												
Al-Hamraa for Insurance	NHAM	6.050	6.050	5.900	5.990	6.070	5.900	6.050	-2.48	12	108,612	650,843
Total of Insurance Sector										12	108,612	650,843
Industrial Sector												
Al-Ameen Estate Investment	SAEI	1.890	1.890	1.840	1.840	1.890	1.840	1.890	-2.65	5	207,050	381,075
Total of Industrial Sector										5	207,050	381,075
Industrial Sector												
Fallujah for construction Materi	IFCM	2.750	2.750	2.700	2.710	2.760	2.700	2.760	-2.17	21	1,408,370	3,814,316
Total of Industrial Sector										21	1,408,370	3,814,316
Total of Non Regular										44	26,502,045,430	2,919,881,528

Undisclosed Platform Companies Bulletin No (57)



Company Name	Code	opening Price	highest price	lowest price	Average price	Prev Average price	Closing Price	prev closing price	change (%)	No.of Trades	Traded Volume	Traded Value
Banks Sector												
Sumer Commercial Bank	BSUC	0.170	0.180	0.170	0.170	0.160	0.180	0.170	5.88	36	304,996,558	53,157,563
Total of Banks Sector										36	304,996,558	53,157,563
Industrial Sector												
AL-Badia for General Trans	SBAG	1.030	1.080	1.010	1.020	1.010	1.020	1.030	-0.97	23	8,623,237	8,780,825
General Transportation	SIGT	1.800	1.800	1.790	1.790	1.800	1.790	1.800	-0.56	3	61,603	110,380
Total of Industrial Sector										26	8,684,840	8,891,205
Industrial Sector												
Iraqi Carton Manufactories	IICM	2.590	2.590	2.470	2.480	2.530	2.470	2.590	-4.63	14	1,493,392	3,697,295
Modern Construction Materials	IIMCM	1.300	1.300	1.300	1.300	1.310	1.300	1.360	-4.41	3	173,635	225,726
National Chemical &Plastic	INCP	1.870	1.870	1.870	1.870	1.870	1.870	1.870	0.00	2	6,594	12,331
The Light Industries	ITLI	1.190	1.240	1.180	1.210	1.250	1.220	1.240	-1.61	11	1,502,000	1,815,580
Total of Industrial Sector										30	3,175,621	5,750,931
Hotels Sector												
Palestine Hotel	HPAL	18.400	18.400	18.400	18.400	18.500	18.400	18.500	-0.54	4	86,000	1,582,400
Total of Hotels Sector										4	86,000	1,582,400
Agricultural Sector												
Iraqi for Seed Production	AISP	4.900	4.900	4.900	4.900	4.900	4.900	4.900	0.00	40	1,495,558	7,328,234
Total of Agricultural Sector										40	1495558	7,328,234
Total of Undisclosed										136	318,438,577	76,710,333
Grand Total										1,199	27,407,277,619	4,114,422,947

Iraq Stock Exchange not trading companies of Monday 6/4/2026

Company Names	Code	Previous Average Price	Closing Price
Banks Sector			
Elaf Islamic Bank	BELF	0.260	0.260
Kurdistan International Bank	BKUI	1.100	1.100
National Islamic Bank	BNAI	0.850	0.850
Union Bank of Iraq	BUOI	0.170	0.170
Asia Al Iraq Islamic Bank	BAIB	0.780	0.780
Cihan Bank for Islamic Investment&Finan	BCIH	2.200	2.200
Insurance Sector			
Gulf Insurance	NGIR	0.430	0.430
Service Sector			
Al-Mosul for funfairs	SMOF	6.500	6.500
Industrial Sector			
Modern Sewing	IMOS	5.400	5.400
Metallic Industries and Bicycles	IMIB	2.050	2.050
Iraqi Engineering Works	IIEW	5.500	5.500
Hotels Sector			
Tourist Village of Mosul dam	HTVM	13.600	13.600
Babylon Hotel	HBAY	102.000	102.000
Agricultural Sector			
Iraqi Agricultural Products	AIRP	10.000	10.000
Al-Ahlyia agricultural production	AAHP	2.140	2.140
Agricultural Products Meat	AIPM	4.550	4.550
Modern for Animal Production	AMAP	0.350	0.360
Company Names	Code	Previous Average Price	Closing Price
Banks Sector			
Al-Mashreq Al-Arabi Islamic Bank	BAMS	0.850	0.850
Iraq Noor Islamic Bank for Investment	BINI	0.250	0.250
Trans Iraq Bank Investment	BTRI	0.310	0.310
Region Trade Bank	BRTB	1.000	1.010
Arab Islamic Bank	BAAI	1.000	1.000
Al-Rajih Islamic Bank	BRAJ	1.000	1.000
International Islamic Bank	BINT	0.200	0.200
AL-Anssari Islamic Bank	BANS	0.050	0.050
Al-Mustashar Islamic Bank for Investmen	BMUI	1.000	1.000
Al-Qabidh Islamic Bank	BQAB	0.090	0.090
Trust International Islamic Bank	BTRU	0.750	0.750
World Islamic Bank for Investment	BWOR	1.000	1.000
Al janoob Islamic Bank	BJAB	0.940	0.940
Ameen Al-Iraq Islamic Bank	BAME	1.000	1.000
Investment Sector			
Al-Ameen for Financial Investment	VAMF	1.200	1.200
Insurance Sector			
Alahliya For Insurance	NAHF	0.850	0.850
Industrial Sector			
National Furniture Industries	IHFI	0.950	0.950
Modern chemical industries	IMCI	100.000	100.000
Service Sector			
Ibdaa Al-sharq Alwast General Contractir	SIBD	1.000	1.000
Agricultural Sector			
AL-Rebass for Poultry&feed	AREB	-	-
Hotels Sector			
Ashour Hotel	HASH	29.310	29.310
Company Names	Code	Previous Average Price	Closing Price
Industrial Sector			
Al-Hilal Industries	IHLI	1.500	1.500

Iraq Stock Exchange
Non Iraqis' Bulletin Monday April 6 2026
Regular Market



Non Iraqi Trading of Regular Market (Sell)

Company Names	Code	No.of trades	Traded Shares	Trading Volume
Banks Sector				
National Bank Of Iraq	BNOI	126	42,000,000	202,040,710
Total Bank sector		126	42,000,000	202,040,710
Telecommunication Sector				
Asia cell	TASC	19	6,215,224	93,124,056
Total Telecommunication sector		19	6,215,224	93,124,056
Grand Total		145	48,215,224	295,164,766

OTC Platform Trading Bulletin No (57)

Company Name	Code	highest price	lowest price	Average price	No.of Trades	Traded Volume	Traded Value
Banks Sector							
Al-Warka Bank	BWAI	0.210	0.210	0.210	14	31,113,315	6,533,796
Total Of Money Service Sector					14	31,113,315	6,533,796
Industrial Sector							
Kirkuk producing construction	IKFP	2.340	2.340	2.340	3	11,924	27,902
Total Of Industrial Sector					3	11,924	27,902
Total					17	31,125,239	6,561,698

Not Trading OTC Companies

Company Name	Code	Previous Average price
Banks Sector		
Hammurabi Commercial Bank	BHAM	—
Al-Sanam Islamic Bank	BSAN	3.000
Money Service Sector		
Karmal Brokerage	FKSX	10.000
Iraqi Deposit Insurance Corporation	FIDI	1.000
Rabee Securities	FRSE	9.500
Ishtar Gate for e-Paymant	FISH	1.000
Sama Baghdad Exchange	FSBE	—
Insurance Sector		
Al Badia Insurance	NBAD	—
Kurdistan Insurance	NKUI	0.500
Shatt Al Arab Insurance	NSHA	1.000
Elaf Insurance	NELF	—
Dilina Insurance Company	NDIL	—

Iraq Stock Exchange

Monday 6/4/2026



سوق العراق للاوراق المالية
IRAQ STOCK EXCHANGE

Not Trading Bonds Bulletin

Bond type	Publish type	Code	last trading price	immortilize date
Banaa Bonds /Million ID	Second	CB20	964,981	19/12/2025
Eamar Bonds /Million ID	First	CB30	1,001,095	—
Eamar Bonds /Million ID	Second	CB40	—	—
Eamar Bonds /500 Thousand ID	Third	CB45	—	—
Eamar Bonds /Million ID	Third	CB50	—	—
Injaz Bonds /500 Thousand ID	First	CB55	—	—
Injaz Bonds /Million ID	First	CB60	—	—
Injaz Bonds /500 Thousand ID	Second	CB65	503,793	—
Injaz Bonds /Million ID	Second	CB70	965,050	—
Injaz Bonds /500 Thousand ID	Third	CB75	—	—
Injaz Bonds /Million ID	Third	CB80	978,182	—
National Bonds/Million ID	First	CB90	—	—
National Bonds/500 Thousand ID	Second	CB95	—	—
National Bonds/Million ID	Second	CB100	—	—